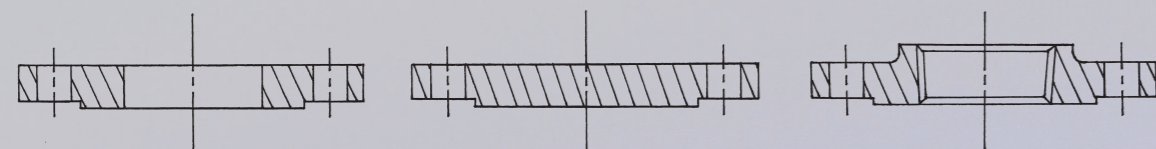


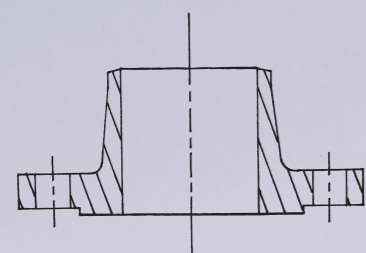
## BS4504



PN 16/3 RF SLIP ON

PN 16/8 RF BLIND

PN 16/4 RF SCREWED

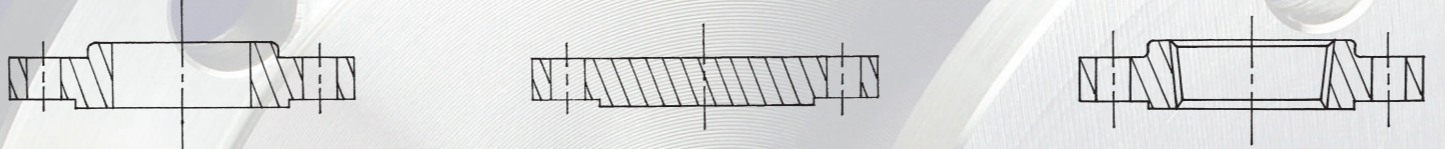


PN 16/2 RF WELD NECK



PN 16/5 RF BOSSED

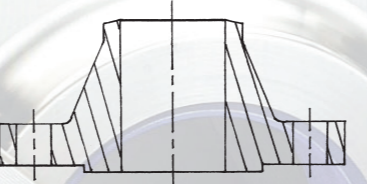
## ASA




150LB RF SLIP ON

150LB RF BLIND

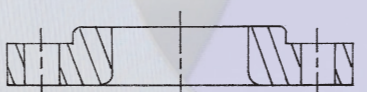
150LB RF SCREWED



150LB RF WELD NECK



150LB RF SOCKET WELD



150LB LAP JOINT

## BS10

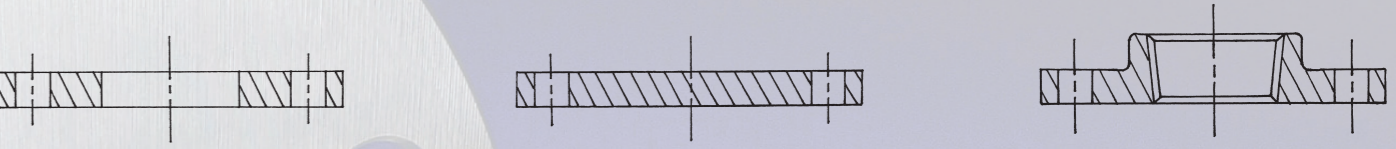


TABLE 'E' SLIP ON

TABLE 'E' BLIND

TABLE 'E' SCREWED

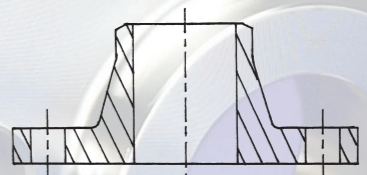


TABLE 'E' WELD NECK

Also available as PN 2.5, PN 6, PN 10, PN 25, PN 40, PN 64, PN 100, PN 160, PN 250, PN 320 & PN 400

LARGE STOCKS KEPT FOR IMMEDIATE DESPATCH  
SPECIALIST ITEMS MANUFACTURED TO YOUR REQUIREMENTS

Also available as Class 300, 600, 900, 1500 & 2500lb

MATERIALS AVAILABLE INCLUDE  
STAINLESS STEEL - BS970 BAR, ASTM A182 FORGINGS AND  
BS1501/ASTM A240 PLATE  
CARBON STEEL - ASTM A105N AND LF2

Also available as Table D, F & H

ALL FLANGES MANUFACTURED TO THE  
LATEST SPECIFICATIONS  
AVAILABLE IN 316L, 304L AND 321 STAINLESS STEELS,  
CARBON STEELS AND HIGH NICKEL ALLOYS

FOR THE FULL RANGE OF OUR PRODUCTS VISIT [WWW.FLOW-TECHNOLOGY.CO.UK](http://WWW.FLOW-TECHNOLOGY.CO.UK)